




Coolite (Shenzhen) Opto-electronics Lighting Co.,Ltd

## Specification



Item No.: 0.5M 5W LED Wardrobe light

Model : CLT-Wardrobe-05

Customer P/N: \_\_\_\_\_

Please sign & stamp and fax to us after approval

Customer's Approval	
Approved by	Date

Add: 4F Building No.2,Zhenbao Industrial Park, Beihuan Rd,Shiyan,Shenzhen,China

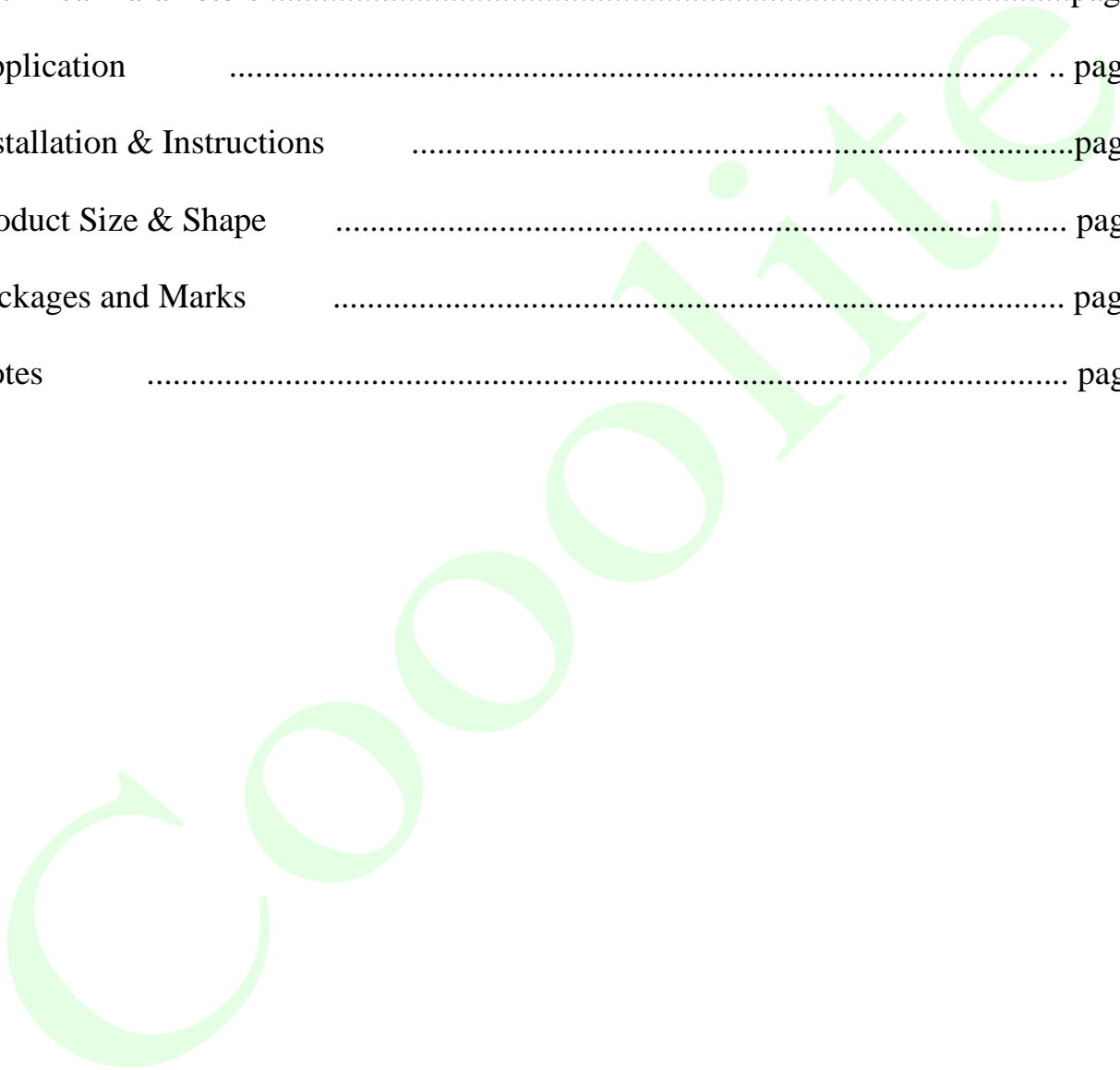
TEL:+86 755 27658866 FAX:+86 755 27658821

<http://www.coolite.com&www.coolite.net>



## Catalogue

Technical Parameters .....	page 2
Application .....	page 3
Installation & Instructions .....	page 3
Product Size & Shape .....	page 4
Packages and Marks .....	page 4
Notes .....	page 5



### Technical Data

Technical Parameters:

No.	Item	Technical Parameters
1	Voltage	12V DC
2	Total Power Consumption	5W
3	LED Power	4.5W
4	Power Factor	---
5	LED Quantity	45pcs
6	LED Type	3014 SMD LED
7	Luminous Flux	400lm±5% (5000K~6500K )
8	Working Temperature	-20-45 °C
9	Circuit Board Temperature Rise	20-25°C
10	Size	30*22*500mm
11	Net Weight	140g
12	Illuminance(1M)	280LUX (5000K - 6500K )
13	Beam Angle	110 °
14	Certificates	CE/FCC/PSE/RoHS
15	Sensor mode	PIR sensor

Specification:

Item No.	Color	Color Temperature	Initial Illuminous Flux(LM)	Total Power	Color Rendering Index	Efficiency (LM/W)
CLT-Wardrobe-05C	Cool White	5000-6500K	400LM±5%	5W	≥70	80LM/W
CLT-Wardrobe-05N	Natural White	4000-4800K	380LM±5%	5W	≥70	76LM/W
CLT-Wardrobe-05W	Warm White	2800-3500K	360LM±5%	5W	≥70	72LM/W

## Applications

■ Installation into wardrobe cupboard and drawer for illumination;

■ Applications:

1. Furniture in home or hotel and other place:
2. Other place need PIR sensor controlled lighting

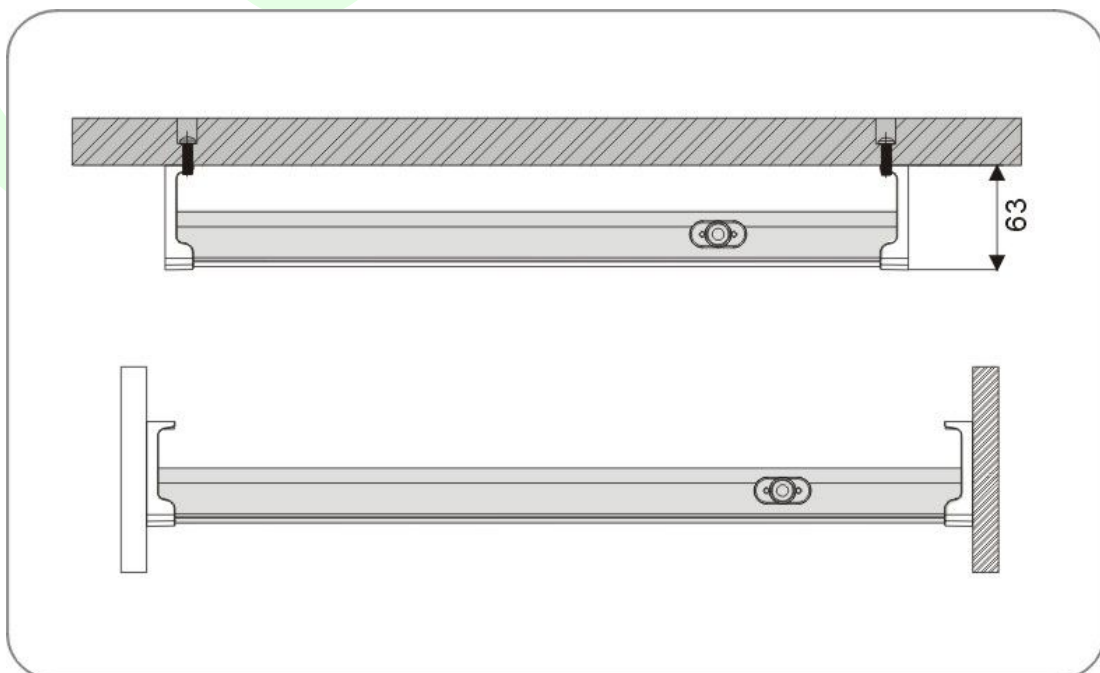
## Install instruction

■ Drill two hole on the place of your furniture (where you want to fix ), and the distance accord to the size of the wardrobe light ;


■ Fix the wardrobe holder to the furniture;

■ Put the wardrobe light into the holder, please notice that the PIR sensor need face to the door of the furniture ;

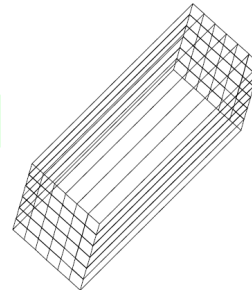
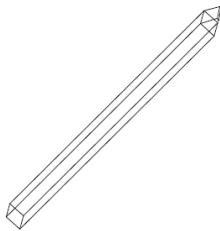
■ Connect the power supplier to the wardrobe light.



### Product Size & Shape



### Packages & Marks



Size of inner box: 30\*40\*610MM

Size of outer carton: 210\*270\*640MM (36pcs/carton)

1. Label on the outer packing

2. Label on the inner packing

Item	
Model	
Qty	
G.W	
Date	
Coolite (Shenzhen) Opto-electronics Lighting Co.,Ltd www.coolite.com&www.coolite.net	

Item	
Model	
N.W	
Input Voltage	
Lumens	
Color Temperature	
Date	
Coolite (Shenzhen) Opto-electronics Lighting Co.,Ltd www.coolite.com&www.coolite.net	

3. Label on the product

Wardrobe light 0.5M
Input: 12DC 5W 5500K
CE PSE ROHS FCC

## Notes

- 1 .When installing, please power off for the safety.
2. The normal working temperature of tube is  $-20\sim 45^{\circ}\text{C}$ , it is not suitable for working under poor ventilation condition and high temperature . Good ventilation condition can extend its lifespan.
- 3.When finding the light work abnormally (extinguish, flicker), you should ask professional inspectors to check the contact state between base and lamp socket ,as well as the input voltage, don't do it by yourself to avoid being electrocuted. If there are some other problems ,please contact with the distributors.
4. There are no extra parts inside of the fixture, Don't open it without Professionals.
- 5 . Products shall be subject to any changes without additional notices;
- 6 .Any questions, please contact us or our agents directly.

Accessories: 1、 Switch power supply 12V DC 1A 1PCS  
2、 Holder 2PCS